



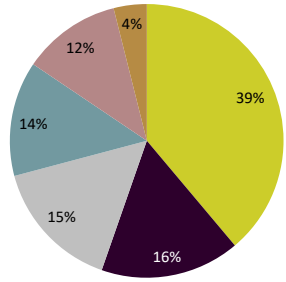
BREBNEERS

CHARTERED ACCOUNTANTS
& BUSINESS ADVISERS

DIVERSITY STATISTICS - FEBRUARY 2021

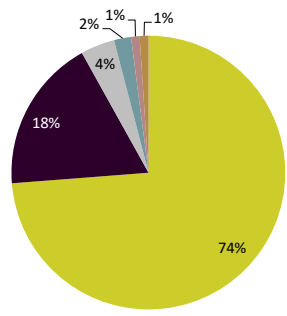
AGE

- 25-34
- 55-64
- 45-54
- 35-44
- 16-24
- 65 and over



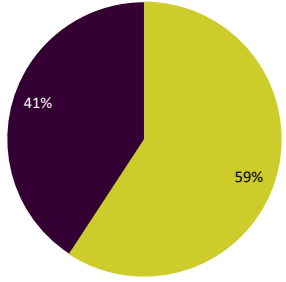
ETHNIC GROUP

- White
- Asian / Asian British
- Mixed / multiple
- Other ethnic group
- Black / African / Caribbean/ British
- Arab



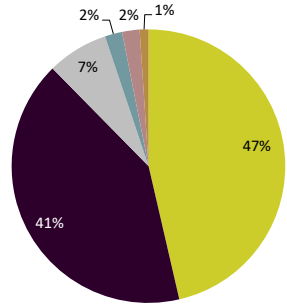
GENDER

- Male
- Female



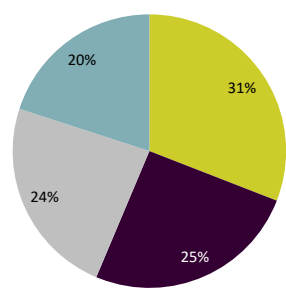
RELIGION

- No religion
- Christian
- Hindu
- Muslim
- Sikh
- Other religion



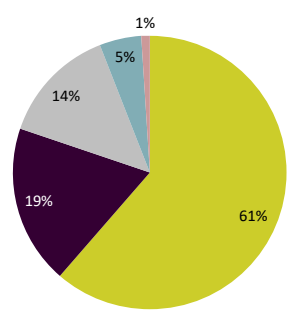
SENIORITY

- Training
- Partner
- Qualified
- Manager



SCHOOL ATTENDED BETWEEN AGES OF 11 AND 16

- A state-run or state-funded school
- Independent or fee-paying school
- Selective on academic, faith or other grounds
- Attended school outside of the British Isles
- Non-selective



The survey results show that the Brebners workforce can be considered diverse, and certainly no less diverse than the results published by the ICAEW (which the ICAEW stated "already exhibit many of the hallmarks of a diverse workplace and are not unrepresentative of the communities in which they provide their services"). It is considered that no tactical changes are required to our strategy at the current time.