

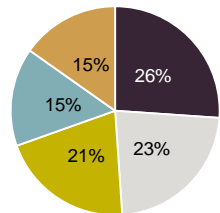


BREBNEERS

CHARTERED ACCOUNTANTS
& BUSINESS ADVISERS

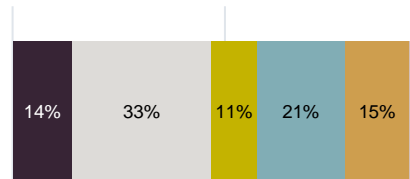
Diversity statistics – April 2017

1 - Seniority



■ Qualified ■ Other ■ Training
■ Partner ■ Manager

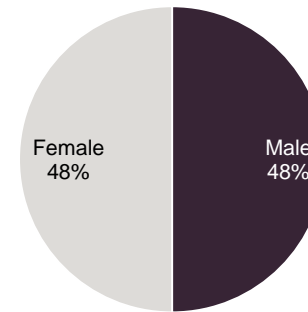
2 - Age



■ 16-24 ■ 25-34 ■ 35-44
■ 45-54 ■ 55-64 ■ 65+

4% prefer not to say

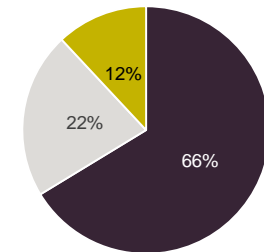
3 - Gender



Female 48% Male 48%

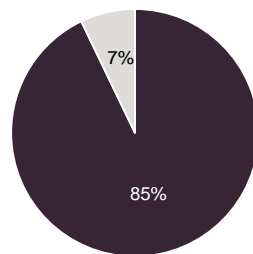
4% prefer not to say

4 - Ethnic group



■ White ■ Asian/Asian British ■ Other

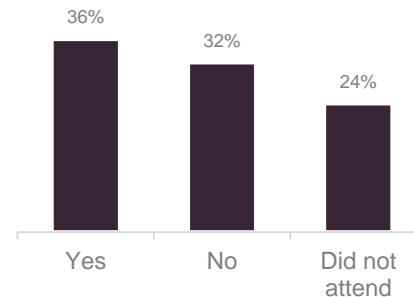
5 - Sexual orientation



■ Heterosexual/straight ■ LGBT

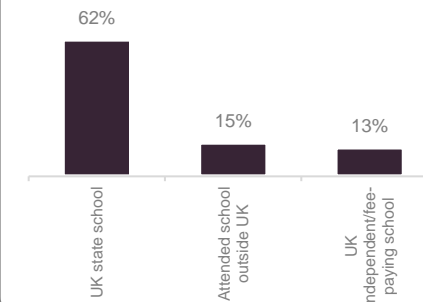
9% prefer not to say

6 - First in family to attend university



9% prefer not to say

7 - School attended between ages of 11 to 18



10% prefer not to say